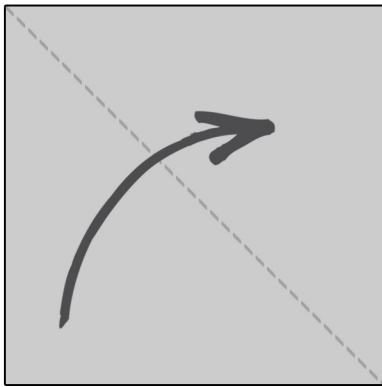
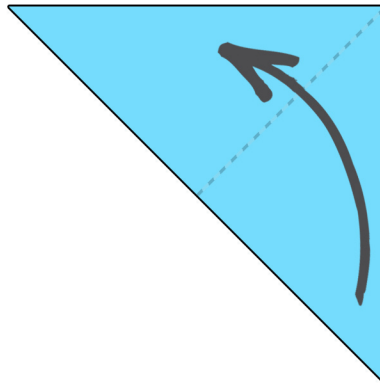



# HOW TO FOLD: FAMILY MOVIE NIGHT MOVIE PICKER



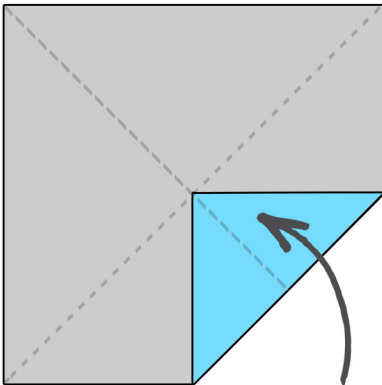
1) CUT OUT SQUARE MOVIE PICKER  
2) BRING ONE CORNER ACROSS TO THE CORNER ON THE OPPOSITE SIDE, FOLDING THE SQUARE IN HALF & CREATING A TRIANGLE




3) FOLD TRIANGLE IN HALF AGAIN, CREATING A SMALLER TRIANGLE




4) UNFOLD WITH BLANK SIDE FACING UPWARDS. YOU WILL USE THE CREASES AS YOUR GUIDE FOR FOLDING.



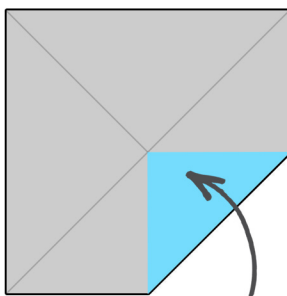
5) FOLD ONE CORNER DIRECTLY TO THE CENTER OF YOUR SQUARE. THE POINT SHOULD REST WHERE YOUR TWO CREASES MEET.



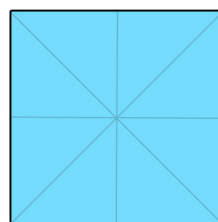
6) REPEAT WITH REMAINING CORNERS, CREATING A SMALLER SQUARE.




7) TURN SQUARE OVER.



8) FOLD ONE CORNER DIRECTLY TO THE CENTER OF YOUR SQUARE (THE SAME AS YOU DID IN STEP #5).



9) REPEAT WITH REMAINING 3 CORNERS



10) TURN SQUARE OVER AND PLACE THUMB & INDEX FINGER OF EACH HAND IN THE POCKETS CREATED TO USE THE MOVIE PICKER

© 2016 COMICCONFAMILY.COM  
FOR PERSONAL USE ONLY

MAY ONLY BE DOWNLOADED/PRINTED FROM COMICCONFAMILY.COM